



## National Rural Network Malta

### Measures 121 and 123 presented according to type of investment per sector

#### *Zona Ivanovic*



#### Managing Authority



**Rural Development Programme for Malta 2007-2013**

The European Agricultural Fund for Rural Development

*Europe Investing in Rural Areas*



# M121

## Modernisation of Agricultural Holdings



## M121 Modernisation of Agricultural Holdings

- The first call for M121 was launched on 15<sup>th</sup> November and closed on 30<sup>th</sup> January 2009 with total allocated budget of €19.8 million
- There were 360 applications, 344 were eligible
- 280 beneficiaries were contracted with total grant amount of €15.3 million
- Level of support is 50% of the total eligible expenditure
- Total project cost amounted to €32.2million

# M121 Modernisation of Agricultural Holdings

- The second call for applications was launched on 3<sup>rd</sup> October 2011 and closed on 16<sup>th</sup> December 2011 with total allocated amount of €4.9 million
- 509 applications received
- 35 selected applicants to date with total requested amount of €6.8 million and grant amount of €3.3 million

## *M121-Quantified targets for EU indicators*

	Indicator	Target	Actual
Output	Number of farm holdings supported	445	280
Output	Total volume of investment	EUR 39,700,000	EUR 32,152,217
Result	Number of holdings introducing new products or techniques	N/A	184
Result	Increase in gross value added in supported holdings	9.2% EUR 6,100,000	NA
Impact	Net additional value expressed in PPS	EUR 7,800,000	NA
Impact	Change in gross value added per full time equivalent	9% EUR 1,475,000	NA

Missing target for result indicator will be revised and included in the next course of RDP modification planned for the beginning of next year

# Dairy sector

68 beneficiaries were supported to invest in this sector with total grant amounting to €7.06 million and total project cost of €15.5 million



## Classification by type of expenditure for dairy sector

<b>Type of expenditure</b>	<b>Total project cost (€)</b>	<b>No of projects</b>	<b>% of total project cost</b>
Agricultural stores	401,980	4	2.58
Automated drinking systems	118,913	2	0.76
Building of new farms	1,707,877	9	11.00
Cesspit	228,935	5	1.47
Cow sheds	1,159,729	11	7.46
Energy saving equipment/machinery	56,483	2	0.36
Fertigation system	68,280	2	0.16

## Classification by type of expenditure for dairy sector

<b>Type of expenditure</b>	<b>Total project cost (€)</b>	<b>No of projects</b>	<b>% of total project cost</b>
IT equipment and software	1,016	1	0.006
Manure clamp	232,142	6	1.5
Manure separator	61,359	3	0.4
Milking parlour	1,739,267	27	11.1
Refurbishing of existing farms	1,852,791	22	11.9
Solar water heater	80,923	8	0.52
TMR machine	376,321	16	2.42




## Classification by type of expenditure for dairy sector

<b>Type of expenditure</b>	<b>Total project cost (€)</b>	<b>No of projects</b>	<b>% of total project cost</b>
Tractor	284,925	7	1.83
Tractor implements	19,587	2	0.12
Water reservoirs	1,128,755	31	7.26
Wind turbines	52,800	1	0.33
Work in kind	19,688	3	0.13
Professional fees and other expenses	5,987,460	all	38.53

# Swine sector

17 beneficiaries were supported to invest in this sector with total grant amount of €1.09 million and total project cost amounting to €2.4 million



## Classification by type of expenditure for swine sector

<b>Type of expenditure</b>	<b>Total project cost (€)</b>	<b>No of projects</b>	<b>% of total project cost</b>
Agricultural stores	70,852	2	2.93
Automated drinking systems	5,400	1	0.22
Automated feeding systems	2,700	1	0.11
Building of new farms	440,872	4	18.24
Cesspit	14,598	1	0.60
Controlled micro-climate	2,690	1	0.11
Energy saving equipment/machinery	78,442	2	3.24

## Classification by type of expenditure for swine sector

<b>Type of expenditure</b>	<b>Total project cost (€)</b>	<b>No of projects</b>	<b>% of total project cost</b>
Manure clamp	13,576	1	0.56
Refurbishing of existing farms	953,080	9	39.44
Thermal insulation	7,364	1	0.30
Water reservoirs	163,383	7	6.76
Work in kind	692	1	0.003
Professional fees and other expenses	662,864	all	27.43

# Poultry sector

28 beneficiaries were supported to invest in this sector with total grant amount of € 2.1 million and total project cost of €4.5 million



## Classification by type of expenditure for poultry sector

<b>Type of expenditure</b>	<b>Total project cost (€)</b>	<b>No of projects</b>	<b>% of total project cost</b>
Automated drinking systems	111,365	7	2.49
Automated feeding systems	104,080	9	2.32
Building of new farms	983,814	7	21.96
Cesspit	23,559	2	0.52
Controlled micro climate	32,916	4	0.73
Energy saving equipment/machinery	183,726	7	4.1
Environmental management	72,424	1	1.61

## Classification by type of expenditure for poultry sector

<b>Type of expenditure</b>	<b>Total project cost (€)</b>	<b>No of projects</b>	<b>% of total project cost</b>
Manure clamp	28,137	2	0.63
Refurbishing of existing farms	664,192	8	14.82
Thermal insulation	185,162	6	4.13
Tractor	10,074	2	0.22
Tractor implements	26,505	3	0.59
Water reservoirs	219,055	9	4.89
Wind turbines	160,000	5	3.57
Professional fees and other expenses	1,673,796	all	37.37

# Field crop sector

129 beneficiaries were supported to invest in this sector with total grant amount of € 3.5 million and total project cost of €7.3 million





## Classification by type of expenditure for field crop sector

<b>Type of expenditure</b>	<b>Total project cost (€)</b>	<b>No of projects</b>	<b>% of total project cost</b>
Agricultural stores	275,358	7	3.77
Automated drinking systems	18,968	2	0.26
Building of new farms	167,274	2	2.29
Cesspit	21,026	1	0.28
Controlled micro climate	323,230	2	4.43
Energy saving equipment/machinery	239,302	15	3.28
Environmental management	836	4	0.01


## Classification by type of expenditure for field crop sector

<b>Type of expenditure</b>	<b>Total project cost (€)</b>	<b>No of projects</b>	<b>% of total project cost</b>
Fertigation system	43,000	1	0.58
Greenhouses	1,222,220	16	16.75
IT equipment and software	5,230	4	0.07
Irrigation system	120,861	19	1.65
Purchase of land	20,032	1	0.27
Solar water heater	9,421	9	0.12

## Classification by type of expenditure for field crop sector

<b>Type of expenditure</b>	<b>Total project cost (€)</b>	<b>No of projects</b>	<b>% of total project cost</b>
Tractor	804,952	36	11.03
Tractor implements	749,214	63	10.27
Vine netting	30,474	2	0.41
Water reservoirs	991,438	20	13.58
Work in kind	72,303	7	0.99
Professional fees and other expenses	2,180,343	all	29.88

# Permanent crop sector



16 beneficiaries were supported to invest in this sector with total grant amount of €0.5 million and total project cost amounting to €0.96 million

## Classification by type of expenditure for permanent crop sector

<b>Type of expenditure</b>	<b>Total project cost (€)</b>	<b>No of projects</b>	<b>% of total project cost</b>
Agricultural stores	17,516	1	1.8
Automated drinking systems	4,275	1	0.44
Energy saving equipment/machinery	18,005	1	1.86
Greenhouses	59,911	2	6.18
Irrigation system	22,576	3	2.33
Pump rooms	1,684	1	0.17
Solar water heater	1,694	1	0.17

## Classification by type of expenditure for permanent crop sector

<b>Type of expenditure</b>	<b>Total project cost (€)</b>	<b>No of projects</b>	<b>% of total project cost</b>
Tractor	105,643	6	10.91
Tractor implements	89,583	9	9.25
Vine netting	2,250	1	0.23
Water reservoirs	329,075	3	33.99
Wind turbine	40,000	1	4.1
Work in kind	1,190	1	0.12
Professional fees and other expenses	274,556	all	28.36

# Wine sector

8 beneficiaries were supported to invest in this sector with total grant amount of €0.15 million and total project cost of €0.3 million



## Classification by type of expenditure for wine sector

<b>Type of expenditure</b>	<b>Total project cost (€)</b>	<b>No of projects</b>	<b>% of total project cost</b>
Agricultural stores	6,891	1	2.18
Energy saving equipment/machinery	6,559	1	2.08
Equipment and software	1,269	1	0.4
Solar water heater	1,093	1	0.34
Tractor	71,418	4	22.64
Tractor implements	32,036	6	10.15
Vine netting	535	1	0.16
Water reservoirs	47,269	1	14.98
Professional fees and other expenses	148,329	all	47.03



# Apiculture sector

5 beneficiaries were supported to invest in this sector with total grant amount of €0.09 million and total project cost amounting to €0.18 million



# Horticulture sector

1 beneficiary was supported to invest in this sector with total grant amount of €0.15 million and total project cost amounting to €0.3 million, mostly spend on water reservoirs



# Mixed crops/Livestock sector

3 beneficiaries were supported to invest in this sector with total grant amount of €0.15 million and total project cost amounting to €0.4 million, mostly spent on building of new farms and refurbishing of existing farms



# Rabbit sector

1 beneficiary was supported to invest in this sector with total grant amount of €0.15 million and total project cost amounting to €0.3 million



## Classification by type of expenditure for all sectors of M121

Type of expenditure	Total project cost (€)	No of projects	% of total project cost
Agricultural stores	886,923	16	2.74
Automated drinking systems	258,922	13	0.8
Building of new farms	3,545,656	25	10.97
Cesspit	295,750	10	0.91
Cow sheds	1,159,729	11	3.59
Energy saving equipment/machinery	638,540	32	1.97
Fertigation system	25,280	1	0.21

## Classification by type of expenditure for all sectors of M121

Type of expenditure	Total project cost (€)	No of projects	% of total project cost
IT equipment and software	6,426	5	0.02
Manure clamp	287,058	16	0.88
Manure separator	61,359	3	0.19
Milking parlour	1,747,567	28	5.41
Refurbishing of existing farms	3,565,178	41	11.03
Solar water heater	97,520	20	0.30
TMR machine	376,321	16	1.16

## Classification by type of expenditure for all sectors of M121

Type of expenditure	Total project cost (€)	No of projects	% of total project cost
Tractor	1,311,107	57	4.06
Tractor implements	937,270	85	2.9
Water reservoirs	3,040,797	74	9.41
Wind turbines	252,800	7	0.78
Work in kind	96,938	14	0.3
Automated feeding systems	162,180	11	0.5
Controlled micro-climate	358,836	7	1.1
Professional fees and other expenses	11,417,667	all	35.32

## Classification by type of expenditure for all sectors of M121

<b>Type of expenditure</b>	<b>Total project cost (€)</b>	<b>No of projects</b>	<b>% of total project cost</b>
Environmental management	73,260	5	0.23
Equipment and software	1,269	1	0.004
Greenhouses	1,282,131	18	3.97
Irrigation system	143,438	22	0.44
Pump rooms	1,684	1	0.005
Purchase of land	20,032	1	0.06
Vine netting	37,760	5	0.11
Thermal insulation	192,526	7	0.59



# M123

## Adding value to agricultural products



# M123 Adding value to agricultural products

- The first call for M123 was launched on 20<sup>th</sup> February 2009 and closed on 29<sup>th</sup> May 2009 with total allocated budget of €7 million which was reduced by €3 million and again increased by €2.3 million in 2012 due to increased demand from the second call
- Attracted 27 applications, 25 were eligible and contracted with total grant amount of €2.08 million
- Total project cost amounted to €5.3 million

## **M123 Adding value to agricultural products**

- The second call for applications was launched on 24<sup>th</sup> October 2011 and closed on 16<sup>th</sup> December 2011 with total allocated amount of around €4.3 million
- 39 applications were received
- 21 selected applicants to date with total requested amount of €8.5 million and grant amount of €4 million

# ***M123-Quantified targets for EU indicators***

	<b>Indicator</b>	<b>Target</b>	<b>Actual</b>
Output	Number of holdings supported	45	25
Output	Total volume of investment	EUR 11,400,000	EUR 5,295,683
Result	Increase in gross value added in supported holdings/enterprises	NA	NA
Result	Number of enterprises introducing new products or techniques	7	9
Impact	Net additional value expressed in PPS	1.7% EUR 3,100,000	NA
Impact	Change in gross value added per full time equivalent	EUR 183	NA

Missing target for result indicator will be revised and included in the next course of RDP modification planned for the beginning of next year

## Classification by type of sector

- Agricultural sector, 3 beneficiaries, total investment amount of €0.7 million
- Food industry, 11 beneficiaries, total investment amount of €2.27 million
- Mixed, 11 beneficiaries, total investment amount of €2.29 million

## Classification by type of activity

No of beneficiaries	Type of Activity	Total investment amount (€)
6	Field crop	932,100
1	Field crop/Horticulture	346,767
2	Horticulture	369,433
2	Milk	591,855
2	Mixed crops/Livestock	94,710
1	Non-food	70,961
1	Permanent crop	362,227
7	Pigs/Poultry	1,724,330
3	Wine	803,298

# Classification by size of the holdings

- Small size holdings, 19 beneficiaries, total investment amount of €3 million
- Medium size holdings, 6 beneficiaries, total investment amount of €2.2 million


# Classification by type of investment

- Development, 4 beneficiaries, total investment amount of €1.1 million
- Processing/Marketing, 21 beneficiaries, total investment amount of €4.1 million





Thank You



**Managing Authority**  
**Rural Development Programme for Malta 2007-2013**  
The European Agricultural Fund for Rural Development  
*Europe Investing in Rural Areas*

