



EUROPEAN REGIONAL
DEVELOPMENT FUND

From INTERREG IVC to INTERREG EUROPE

Erwin Siweris, Deputy Programme Director
INTERREG IVC Joint Technical Secretariat

Summary

1. INTERREG IVC achievements
2. Malta in INTERREG IVC
3. Programming 2014-2020
4. INTERREG EUROPE



INTERREG IVC (2007-2013)

‘Learning by sharing’

Local / regional authorities exchange the experience
with others in Europe facing similar challenges
in order to improve their **practices / policies**



Public authorities
Bodies governed by public law



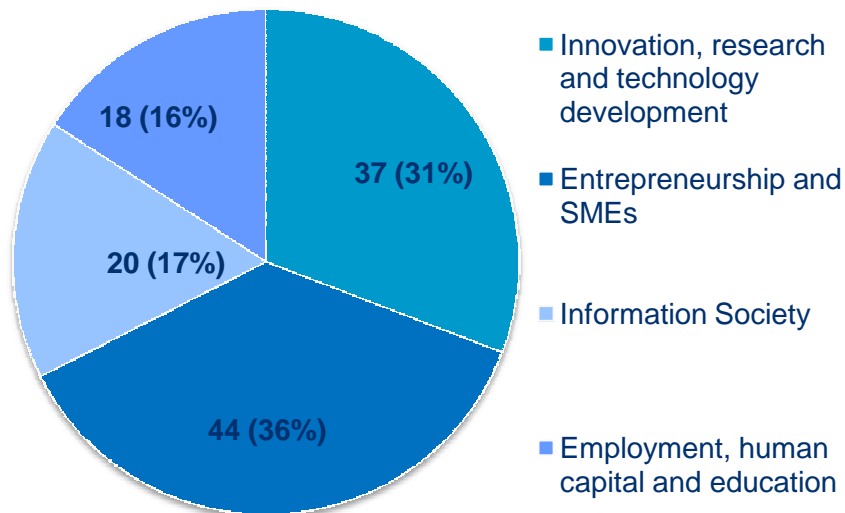
EU 27
Norway
Switzerland



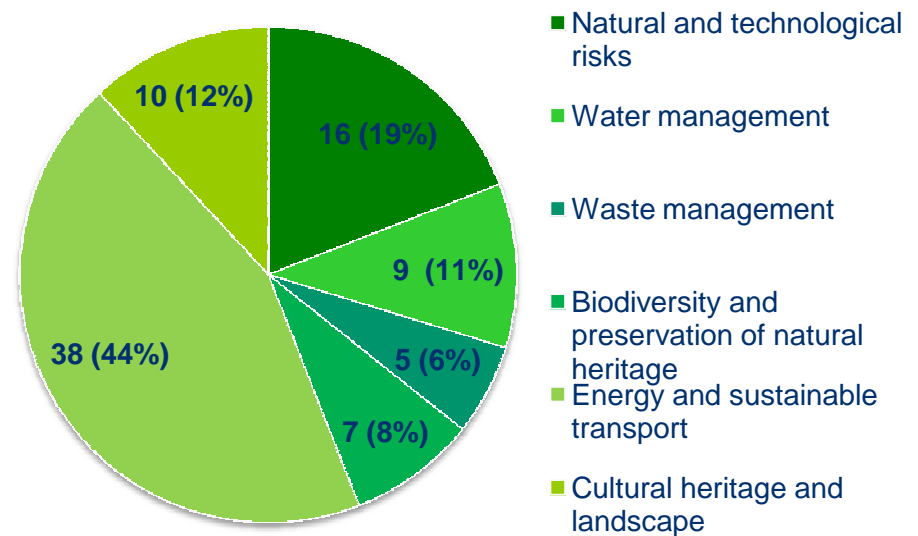
204
projects

in two themes

Innovation and the knowledge economy



Environment and risk prevention



Main achievements (as of June 2013)

Objective:
**EU wide exchange of
experience / capacity building**

90% of EU
NUTS 2
regions
covered

6,188
staff with
increased
capacity

369
'spin-off
activities'

Objective:
**Identification / sharing /
transfer of good practices**

4,709
good practices
identified



403
successfully
transferred

Overall objective:
**Improvement of regional and
local policies**

1,943
policies
addressed



432
policies
improved

See illustrations of results in the programme Annual Report!



Thematic programme capitalisation




**12 sets of reports,
brochures & policy papers**

**All available at:
www.interreg4c.eu/capitalisation/**



2. Malta in INTERREG IVC

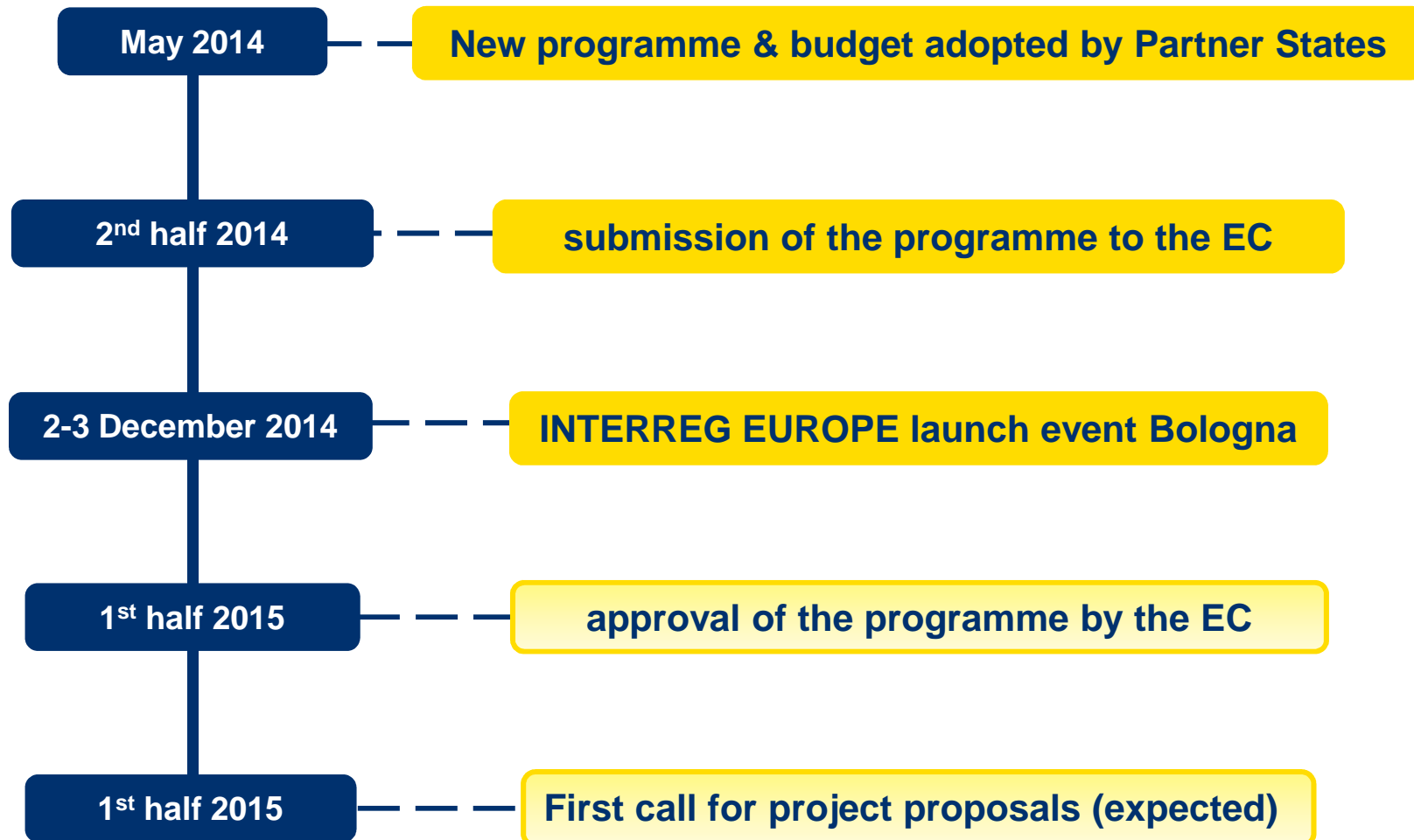


2. Malta in INTERREG IVC

Country	Number of LP	Number of PP (incl LP)	Number of projects with partners from this country	ERDF Funds committed	Number of staff members with increased capacity	Number of good practices successfully transferred	Number of policies improved	projects / activities / approaches resulting from the exchange	CAP Projects: Mainstream funds dedicated to GP implementation
AT	7	43	36	6,846,822.18	122	14	7	6	2,689,000.00
BE	3	61	50	8,074,698.40	145	5	6	3	4,793,902.00
BG	1	77	65	7,579,042.85	221	14	16	6	88,381,800.00
CY	1	22	22	2,796,439.52	85	5	1	3	6,060,000.00
CZ	1	43	40	5,122,202.32	120	12	8	1	4,654,800.00
DE	21	135	97	21,698,598.69	329	20	19	30	15,960,372.00
DK	5	33	29	5,445,177.94	76	3	2	4	548,036.00
EE	0	37	35	4,925,654.11	110	5	8	9	2,038,902.00
EL	11	132	90	18,159,141.38	410	38	27	17	26,285,660.00
ES	21	218	154	32,329,727.81	615	34	23	33	104,636,942.00
FI	7	67	49	9,815,447.11	178	7	11	14	4,495,100.00
FR	25	134	95	21,011,218.26	335	18	22	18	433,500.00
HU	7	109	82	13,683,479.50	283	11	12	12	1,166,000.00
IE	2	54	41	6,936,845.14	121	5	2	3	10,648,658.42
IT	33	261	158	39,410,254.94	708	55	34	50	174,246,951.40
LT	1	40	36	3,894,489.56	96	10	4	1	194,100.00
LU	1	3	3	339,633.00	3	0	0	0	0.00
LV	3	39	35	4,042,327.25	77	3	3	6	0.00
MT	0	23	23	2,417,057.72	40	4	1	2	0.00
NL	23	82	64	16,206,140.03	206	17	13	17	4,165,000.00
PL	2	121	99	16,090,911.74	343	25	17	22	194,464,235.00
PT	3	62	49	7,118,441.72	139	20	7	13	428,743.27
RO	1	97	84	10,002,298.40	275	24	10	11	5,681,200.00
SE	9	102	76	15,431,635.92	313	11	12	25	13,912,750.00
SI	0	64	58	7,915,816.55	173	18	11	8	543,318.70
SK	0	31	29	3,046,204.15	111	5	6	7	1,915,000.00
UK	15	160	121	25,061,709.17	431	26	34	28	42,067,047.00
NO	1	21	20	2,033,680.22	44	4	4	0	N/A
CH	0	3	4	N/A	5	1	1	0	N/A
other	0	8	7	N/A	18	0	0	11	N/A
TOTAL	204	2282		315,401,415.36	6,132	414	321	360	710,411,017.79




Programming – Indicative timeline



Policy learning among public authorities
to improve performance of policies & programmes for regional development,
in particular **Structural Funds programmes**

EU Cohesion policy



Goal 1:
Investment for growth & jobs (G&J)
EUR 340 billion

Goal 2:
European Territorial Cooperation (ETC)
EUR 10.2 billion

INTERREG EUROPE
EUR 359 m



4. INTERREG EUROPE

	INTERREG IVC	INTERREG EUROPE
Rationale	Regional development policies	Regional development policies, principally SF programmes
Area	EU-27, NO+CH	EU-28, NO+CH
Eligibility	Public & public law bodies No private	Public & public law bodies Private non-profit bodies
Co-financing	75%-85% (country)	85% public or equivalent 75% private non-profit
Actions	1-phase project + CAP	2-phase project + PLP



Thematic focus



2 actions supported

Policy Learning Platforms



Interregional Cooperation Projects





A. Policy Learning Platforms

EU-wide capacity building on:



1 service provider per thematic objective via:

Online collaborative tool + **Expert team**





Services

Exploit project results

- Analyse, benchmark and disseminate the projects' content

Improve programme content

- Advise the programme on strategic orientation (e.g. calls for project proposals)

Build EU-wide capacity

- Organise thematic events, peer reviews among regions
- Produce thematic publications
- Assist individual stakeholders involved in G&J and ETC
- 'Animate' the online tool for knowledge sharing
- Advise running projects





Users

Bodies involved in management and implementation of Growth & Jobs and European Territorial Cooperation programmes

Bodies involved in policy implementation relevant to the four programme themes

Beneficiaries of G&J and ETC programmes

Two access levels

- Public** information for all users
- Restricted** area for registered users for extra services





B. Interregional Cooperation Projects

1. Implementation in **2 phases**

Phase 1

Policy exchange of experience (1 to 3 years)
ending with production of 1 **action plan** per region

Phase 2

Monitoring of action plan implementation (2 years)
+ possible **pilot** actions

2. Creation of local '**stakeholder groups**'

- + **involve** all organisations linked to policy process
- + **reduce** administrative/legal obstacles





Who should get involved?

Managing Authorities

Find, tried and tested measures to implement in your programme

Regional/local authorities

Share and implement good practices coming from across Europe

Agencies, institutes, private non-profit bodies

Get involved with your policymaker and contribute to better policy implementation



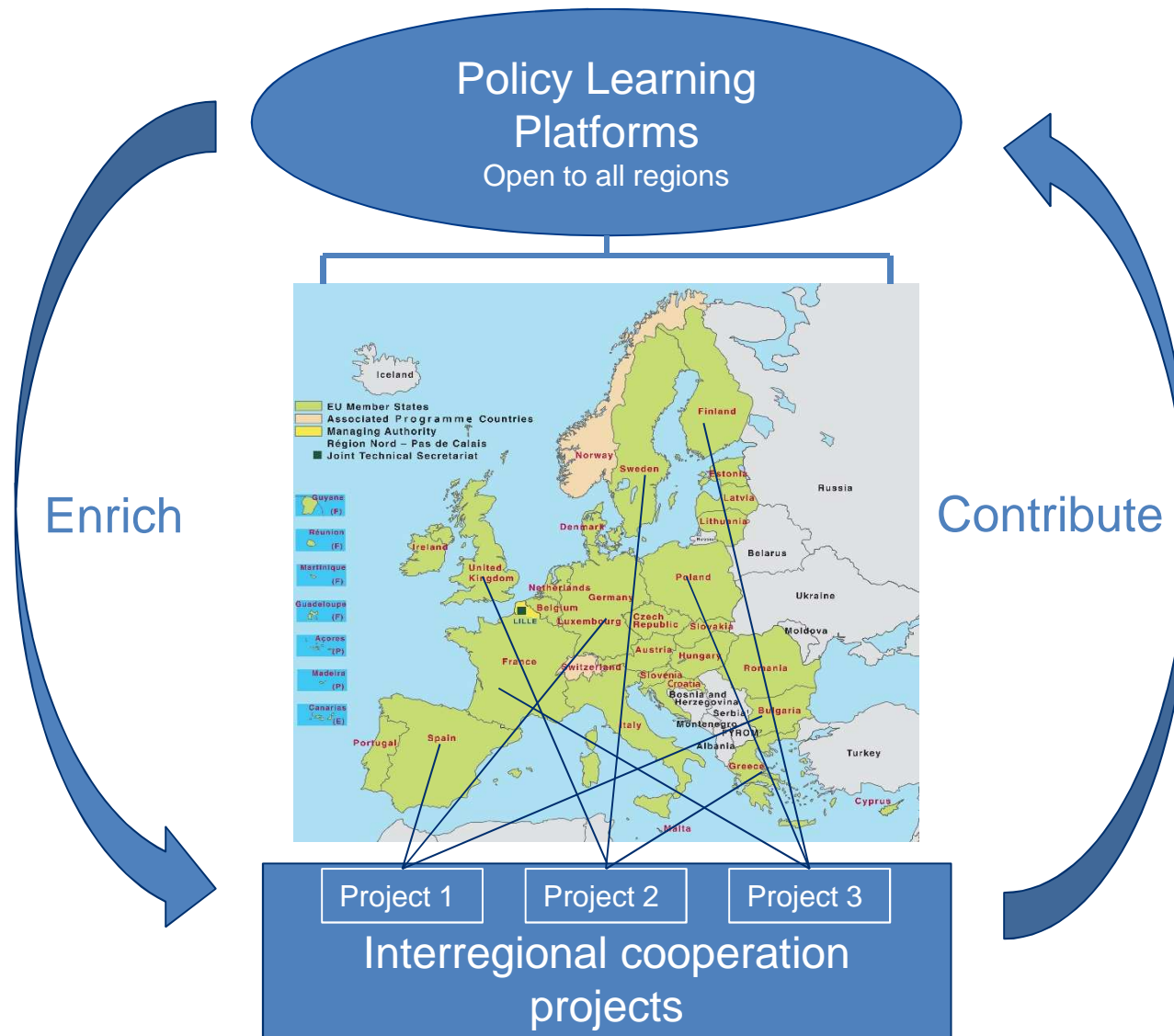


A new role for MAs/IBs of SF programmes

1. Active participation as project partners
2. Political endorsement as providers of letters of support
3. Active involvement in phase 2 of projects (roll-out of the action plan)
4. Strategic communication to relevant stakeholders
5. Active use of policy learning platforms



2 interrelated actions



Application (and reporting)

- 1. Focus on SF programmes**
 - A half of policy instruments addressed
- 2. Direct commitment of policymakers**
 - Support letters from MAs/ IBs
- 3. Stakeholder groups**
 - Broader policy learning and impact
- 4. Online (OLF) system**
 - Application, report, request for changes



Financial simplifications

1. Administration costs

- 15% of staff costs

2. Project preparation costs

- Lump sum EUR 15.000,-

3. Budget changes

- 20% flexibility rules within approved budget



For more information, please, follow us on:



**interreg4c.eu/interreg-europe
interregeurope.eu**



facebook.com/interregeurope



twitter.com/interregeurope



changing-regions.eu





Thank you for your attention!